



# ACVP NEWSLETTER

An Official Publication of The American College of Veterinary Pathologists

December 2003

## Seeking the Spotlight

By Mary Schumacher, ACVP Executive Director

When ACVP formed more than 50 years ago, its founders could not have imagined the influence the College and its members would today have on human and animal health. In research, diagnosis and drug development, ACVP diplomates are pushing the frontiers of science to understand and overcome the impact of disease. And yet, the contributions of veterinary pathologists and even the discipline of veterinary pathology are little known to the public, policymakers and even parts of the biomedical community. Thanks to a group of dedicated ACVP members, that lack of awareness is about to change.

The ACVP Subcommittee for Public Relations and Marketing, chaired by **Gary Cockerell**, formed in mid-2002 for a goal unique in ACVP's history. The subcommittee emerged from the current strategic plan and immediately embarked on its mission to increase the visibility of ACVP.

The subcommittee's productivity has already resulted in four items designed to bring positive attention to the College. With the help of a marketing communications firm, the subcommittee produced a multipurpose brochure that profiles several ACVP diplomates as well as describes the accomplishments of the membership in general. Finalized in September 2003, the brochure has already been distributed to print and broadcast media as part of a press kit. The brochure will also be used as an introductory piece during presentations to potential funders outside ACVP's traditional sponsorship base.

The press kit is another subcommittee product. Several items for the kit have already been developed, including a fact sheet on veterinary pathology, a backgrounder on ACVP, and a list of topics of interest to the media for which ACVP can produce experts. Other items will be developed depending on the intended

*continued on page 2*

...the contributions of veterinary pathologists are little known...

Thanks to a group of dedicated ACVP members, that lack of awareness is about to change.


## Salary Survey

ACVP is now conducting a new salary survey for veterinary pathologists. All members are asked to visit the ACVP website at [www.acvp.org](http://www.acvp.org) and click on the salary survey link. The survey will take only a few minutes to complete, and will provide important information on 2003 salaries and benefits for ACVP diplomates. Salary results will be available on the website in Spring 2004.

To participate in the survey, you will need your membership ID number and password to log onto the members only section of the ACVP website. If you need this information, contact the ACVP Executive Office by email: [info@acvp.org](mailto:info@acvp.org) or by telephone: (608) 833-8725, ext. 142.

## "Careers in Veterinary Pathology" Presentation Now Available

The ACVP Recruitment Committee, chaired by **Ricardo Ochoa**, has successfully completed one of its major objectives. It has created a presentation, in PowerPoint format, entitled "Careers in Veterinary Pathology" that is now available on a CD from the ACVP Executive Office. Members can use this CD as they make presentations to various groups, and the presentation can be easily modified for the target audience. It is hoped that this CD will be an aid to assist in addressing the shortage in the profession, and especially helpful in attracting students into veterinary pathology. Please contact the ACVP Executive Office for a copy of the CD.



### Page 2

- Call for Nominations
- Request for Exam Material

### Page 3

- ACVP/Pfizer Scholarship

### Page 4

- ACVP Certification Exams 5-Year Review

### Page 5

- Members Honored - New Diplomates

### Page 6

- ACVP Scholarship Awards

### Pages 8-9

- ACVP Corporate Partners, Patrons and Exhibitors

### Page 11

- Candidates Nomination Form

### Page 12

- Upcoming Events

Seeking the Spotlight (continued from page 1)

audience. Many of these will be available on the [College's website](#) while others will be for limited distribution to specific audiences.

This press kit was one part of a media strategy to bring reporters to the Annual Meeting. It included press releases and fact sheets about hot news topics, such as chronic wasting disease, monkeypox, and diseases of aging. The subcommittee visited selected newspapers and broadcast stations in Calgary and Banff in advance of the meeting to generate interest and to educate the media about the importance of veterinary pathology. This year's media strategy is a precursor for a broader tour planned for the 2004 meeting in Orlando.

The final item is still in the planning stage. A major new objective for the subcommittee is an Annual Scientific Symposium held separately from the Annual Meeting, for inauguration in Spring 2005. Focusing on one timely topic each year, the symposium would have two purposes: to bring attention to the contributions of the College, and to advance scientific knowledge about the topic.

Why the need for public relations and increased visibility for ACVP? The public relations campaign is not a frivolous matter. The significant shortage of veterinary pathologists threatens to weaken the discipline, potentially making it irrelevant at great cost to progress combating disease. The trend needs to be reversed, but doing so is a huge and costly effort. By highlighting the importance of veterinary pathology through a comprehensive public relations campaign, ACVP can attract the funding necessary to bolster training programs, recruit the brightest students in science, and create general understanding of the critical role veterinary pathologists perform in the advancement of human and animal health. Through the synergy of the PR and Marketing Subcommittee and related volunteer efforts, ACVP plans to put veterinary pathology in the spotlight where it belongs. ■

---

*The public relations campaign is not a frivolous matter.*

---

---

*ACVP plans to put veterinary pathology in the spotlight...*

---

## Call for Nominations for Officers

A form for nomination of officers for the elections in 2004 will be distributed at the 2003 Annual Meeting, is available on the [website](#), and is enclosed with this Newsletter. Send nominations of members in good standing for the offices of Vice President/President Elect (President 2006) and Councilor (2005-2008) to the ACVP Executive Offices by **March 1, 2004**. Nominations for **Honorary** as well as **Distinguished Members** may also be sent in at this time. Council will verify election results in September 2004. Candidates will be notified of election results in late September, and results will be announced to the general membership at the Business Meeting in 2004.

---

## Request for Exam Material

The Exam Committee invites Diplomates to submit material for the 2003 Certifying Examinations by **March 1, 2004** to the appropriate chairperson: For Anatomic Pathology: **Dr. Joseph Haynes**, Iowa State University, 2718 Veterinary Medicine Building, Ames, IA 50011. For Clinical Pathology: **Dr. James H. Meinkoth**, College of Veterinary Medicine, Oklahoma State University, Stillwater, OK 74078.

**Written questions** should be in multiple-choice format with 1 correct response and 4 foils. Each question should be on a separate page with the correct answer indicated. The submitter's name and the reference on which the question was based should both be included at the bottom of the page. A copy of the reference should also be included.

**Visual material** may include 35-mm transparencies, glass slides or electron micrographs. Include species and tissue identification, morphologic description, morphologic diagnosis, cause or pathogenesis, and any relevant questions that could be asked on the examination. Only 1 transparency, glass slide or electron micrograph (preferably 8" x 10") should be submitted for initial consideration, **but sufficient material must be available for preparation of approximately 60 histopathology glass slides or 20 hematologic or cytologic preparations for cases selected.** Electron micrograph negatives should be retained by the submitter.

---

### ACVP Executive Offices:

7600 Terrace Ave., Ste. 203  
Middleton, WI 53562-3174  
Phone: (608) 833-8725  
Fax: (608) 831-5485  
E-Mail: [info@acvp.org](mailto:info@acvp.org)  
ACVP Website: <http://www.acvp.org>

---

### ACVP Newsletter Editor:

Michael J. Topper, DVM, PhD, DACVP  
Director, Pathology and Veterinary Services  
Gene Logic, Inc.  
610 Professional Drive  
Gaithersburg, MD 20879  
Phone: (240) 364-6106  
Fax: (240) 631-1317  
Email: [mtopper@genelogic.com](mailto:mtopper@genelogic.com)

## ACVP/Pfizer Scholarship in Veterinary Pathology Residency/Graduate Training

The ACVP is now accepting applications for the ACVP/Pfizer Scholarship. The purpose of the ACVP/Pfizer Scholarship is to train a minority student in veterinary pathology, with the goal of ACVP certification. One time funding is available. The training program may be a residency in anatomic or clinical veterinary pathology (with the goal of certification in the ACVP).

### Program Requirements

The student/resident must be a member of an under-represented minority in science (Native American, African American or Hispanic American only).

The student/resident must be a U.S. citizen, legal permanent resident, or legally covered under a student visa. If not a U.S. citizen, the student should have the intention and ability to remain in the U.S. after the training program.

Prerequisites include a DVM (or equivalent) and prerequisites of the training institution/program from which the student/resident is applying.

The student/resident may spend a minimum of 3 months in a Pfizer laboratory during the training program to gain perspective of the roles of veterinary pathologists in industry.

The student/resident must plan to study for and take the ACVP Board Examination in Clinical or Anatomic Pathology. Individuals already boarded in one discipline (either clinical or anatomic pathology) are not eligible for this fellowship.

A pathologist on the Pfizer scientific staff will serve on the graduate training committee (or equivalent) of the student. This scientist must meet the requirements of the training institution for adjunct faculty status or equivalent position.

### Funding

\$50,000 is available for funding this position. The money may be used toward the student/resident's stipend, benefits, fees, tuition, publication costs, travel to the ACVP annual meeting, and other educational expenses. The student/resident's stipend and benefits should be equivalent to those of other trainees in similar positions or should follow NIH guidelines for post-doctoral fellowship funding. The training institution may supplement the funding to support the student/resident for more than one year. General university 'overhead' fees will not be granted from these funds.

Download the application form from the ACVP website at [www.acvp.org/training/pfizer.php](http://www.acvp.org/training/pfizer.php).

---

*ACVP is now accepting applications for the ACVP/Pfizer Scholarship.*

---

## ACVP • Future Annual Meeting Sites



**November 14-17, 2004**  
**Disney's Coronado Springs Resort**  
**Orlando, Florida**

Disney's Coronado Springs Resort • <http://disneymeetings.disney.go.com>  
 Orlando Convention and Visitors Bureau • <http://www.orlandoinfo.com>



**December 4-7, 2005**  
**Boston Marriott Copley Place Hotel**  
**Boston, Massachusetts**

Boston Marriott Copley Place Hotel • <http://www.marriott.com>  
 Greater Boston Convention & Visitors Bureau • <http://www.bostonusa.com/>



**December 3-6, 2006**  
**Hilton Tucson El Conquistador Golf & Tennis Resort**  
**Tucson, Arizona**

Hilton Tucson El Conquistador Golf & Tennis Resort  
<http://www.hiltonelconquistador.com/>  
 Metropolitan Tucson Convention & Visitors Bureau • <http://www.visittucson.org/>

**ACVP Certification Examinations • 5-Year Review (1998-2002)**

Paul C. Stromberg, Secretary/Treasurer

A candidate who takes all 4 parts of the certifying examination and passes 2 or 3 parts retains credit for parts passed for the next 4 years, during which 2 additional attempts to pass the remaining parts are permitted. Thus, since 1994, 5-year reviews of candidates' performance on the examination have been used to compare annual pass-rate (for all candidates) with cumulative pass-rate (for those candidates who first took the examination at the beginning of the 5-year period). The annual pass rate reflects the performance of new candidates, candidates who are repeating only 1 or 2 parts, and candidates who must repeat all 4 parts of the examination (referred to as R4 candidates). The effect of R4 candidates on the pass-rate is shown by including (All Candidates) or excluding (R4's excluded) this group when computing the comparing the annual pass-rate.

**Veterinary Anatomic Pathology Examination**

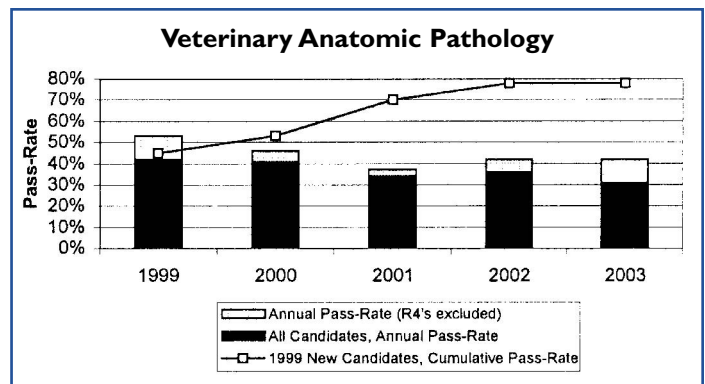
Examination Year	1999	2000	2001	2002	2003	Mean
1999 New Candidates, Annual Pass/Total	18/40	3/20	7/12	3/6	0/1	
1999 New Candidates, Cumulative Pass-Rate	45%	53%	70%	78%	78%	
All Candidates, Annual Pass/Total	36/85	36/87	33/96	40/110	38/124	
All Candidates, Annual Pass-Rate	42%	41%	34%	36%	31%	37%
Annual Pass/Total (R4's excluded)	33/62	36/79	33/89	38/90	40/96	
Annual Pass-Rate (R4's excluded)	53%	46%	37%	42%	42%	44%

**Summary:**

Of the 24 candidates who began the Examination in 1999, 20 (83%) passed by 2003.

The annual pass-rate for all candidates varied from 31% to 46% (mean, 37%).

If R4 candidates (those required to repeat all parts) are excluded, the annual pass-rate for all candidates varied from 37% to 53% (mean, 44%).



**Veterinary Clinical Pathology Examination**

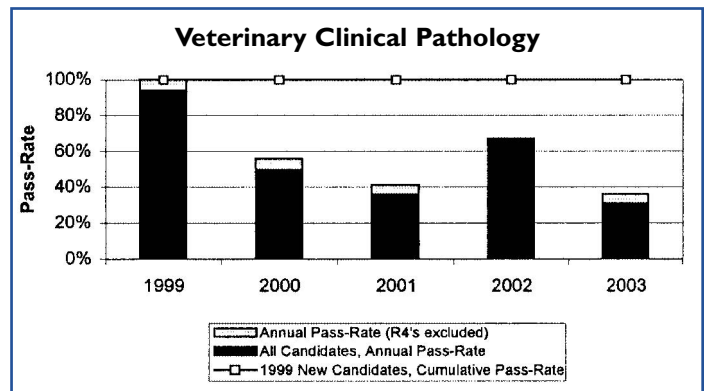
Examination Year	1999	2000	2001	2002	2003	Mean
1999 New Candidates, Annual Pass/Total	4/4	0/0	0/0	0/0	0/0	
1999 New Candidates, Cumulative Pass	100%	100%	100%	100%	100%	
All Candidates, Annual Pass/Total	15/16	10/20	9/25	16/24	8/26	
All Candidates, Annual Pass-Rate	94%	50%	36%	67%	31%	56%
Annual Pass/Total (R4's excluded)	15/15	10/18	9/22	15/25	8/22	
Annual Pass-Rate (R4's excluded)	100%	56%	41%	60%	36%	59%

**Summary:**

Of the 4 candidates who began the Examination in 1999, 4 (100%) passed by 2003.

The annual pass-rate for all candidates varied from 31% to 94% (mean, 56%).

If R4 candidates (those required to repeat all parts) are excluded, the annual pass-rate for all candidates varied from 36% to 100% (mean, 59%).



## Members Honored

### New Diplomates

Congratulations to the new Diplomates upon their successful completion of the ACVP Certification Examination given in Ames, Iowa, September 24-25, 2003.

#### CERTIFIED IN VETERINARY ANATOMIC PATHOLOGY

Shirley A. Aguirre  
Lafayette, NJ USA

Sheree L. Beam  
Monona, WI USA

Brad A. Blankenship  
Gaithersburg, MD USA

Josepha P. DeLay  
Guelph, ONT CANADA

J. Scot Estep  
Sykesville, MD USA

Adrienne F. French  
Philadelphia, PA USA

Jean-Rene Galarneau  
Lasalle, QU CANADA

Isobel R. Gibson  
Hamilton, New Zealand

Aurelia Herbet  
Amboise cedex, FRANCE

Liangbiao (George) Hu  
Fort Dodge, IA USA

Armando R. Irizarry Rovira\*  
Greenfield, IN USA

Stewart B. Jacobson  
South Riding, VA USA

Nicole R. Kraipowich  
Deerfield, NH USA

Christiane V. Lohr  
Monmouth, OR USA

Alric Lopez-Martinez  
Stoughton, WI USA

Rene Meisner  
Santa Fe, NM USA

Sebastien Monette  
Saskatoon, SK CANADA

Prashant R. Nambiar  
Manchester, CT USA

Alisa L. Newton  
San Diego, CA USA

Joseph Novak  
Gaithersburg, MD USA

Leslie Ann Obert  
Sparta, NJ USA

Richard A. Peterson  
Hilliard, OH USA

Brian F. Porter  
College Station, TX USA

Zaher Ahmad Khalil Radi  
Tifton, GA USA

John Mark Ragsdale  
Manhattan, KS USA

Matthew L. Renninger  
West Lafayette, IN USA

Arlin B. Rogers  
Beverly, MA USA

Laura J. Rush  
Columbus, OH USA

Annette J. Schwartz  
Princeton, MA USA

Valerie I. Shearn-Bochsler  
Cross Plains, WI USA

Ramona T. Skirpstunas  
Logan, UT USA

Mika Tanabe  
West Lafayette, IN USA

Johnson Thomas  
Midland, MI USA

Nancy A. Twenhafel  
Union Bridge, MD USA

Justin D. Vidal  
W. Sacramento, CA USA

Tabitha C. Viner  
Kensington, MD USA

Allison Vitsky  
South Natick, MA USA

Julie White  
Jamaica Plain, MA USA

#### CERTIFIED IN VETERINARY CLINICAL PATHOLOGY

Robin W. Allison  
Windsor, CO USA

Lilli S. Decker  
St. James, NY USA

Susan Gail Emeigh-Hart\*  
Wilmington, DE USA

Patricia Joan Ewing\*  
Harvard, MA USA

Kristen R. Friedrichs  
Madison, WI USA

Michael M. Fry  
Knoxville, TN USA

Lindsay Tomlinson\*  
New Brunswick, NJ USA

Melinda Joann Wilkerson  
Manhattan, KS USA

(\* indicates Dual Certification)

## ACVP Scholarship Award Winner

### Harold W. Casey Award

Congratulations to **Sarah Tannehill-Gregg** on her selection for the 10th Annual Harold W. Casey Scholarship Award!



Dr. Tannehill-Gregg received her DVM from The Ohio State University in June 1996 and spent eight months as a veterinary clinician in private practice. She then entered the combined residency/PhD program in experimental and comparative pathology in the Department of Veterinary Biosciences at The Ohio State University. The major focus of her research program is to investigate the role and regulation of parathyroid hormone-related protein in lung cancer pathogenesis and metastasis. She has developed impor-

tant mouse models of human and feline cancer, and she is now an expert on xenograft metastasis models in immunodeficient mice.

The Harold W. Casey Scholarship Award, established in memory of Dr. Casey who was a past president of ACVP, is intended to recognize and reward outstanding individuals training in pathology and striving to achieve ACVP certification. The annual award of \$750 may be used for educational training supplies or tuition. Further information on the criteria for this award and how to nominate individuals can be found on the ACVP website ([www.acvp.org/training/casey.php](http://www.acvp.org/training/casey.php)). The next deadline for receipt of nominations is June 30, 2004.

Members may donate to this scholarship fund by completing the appropriate section of the 2004 dues statement or by sending contributions specifically designated for the Casey Memorial Scholarship Fund to the ACVP Executive Offices.

*The Harold W. Casey Scholarship rewards outstanding individuals...*

## Student Scholarship Recipient



**Rebecca Moore**, recipient of an ACVP externship scholarship, spent four weeks at the National Institute of Environmental Health Sciences in Research Triangle Park, NC. Rebecca is completing her degree in veterinary medicine at North Carolina State University. At center is **Dr. Robert Maronpot**, Rebecca's Externship Advisor.

## Members Honored (continued from page 5)

### Anthony W. Confer Wins Eminent Faculty Award at Oklahoma State University

**Anthony W. Confer**, an ACVP Diplomate, Sitlington Chair for Food Animal Research and Regents Professor Department of Veterinary Pathobiology, Oklahoma State University was recognized for the highest level of scholarly achievement at Oklahoma State University by receiving the 2003 Eminent Faculty Award.



He served as head of the Department of Veterinary Pathology from 1986-1996, and the Department of Anatomy, Pathology and Pharmacology from 1996-1999. From 1999-2001, he was associate dean for research and graduate education in the College of Veterinary Medicine. Since 2001, he has focused on teaching general and systemic pathology, diagnostic service and research. His research focuses on the pathogenesis of and immunity to infectious agents in cattle particularly *Mannheimia haemolytica* and *Pasteurella multocida*. He has over 140 scientific publications, 8 book chapters, and numerous published abstracts from scientific meetings. His current research funding is in excess of \$3 million. He is the recipient of the Beecham Award for Research Excellence (1985), the American Feed Institute Association Veterinary Research Award (1992), and the Oklahoma State University Sigma Xi Chapter Lecturer (1993). In addition he has twice won the Carl J. Norden Distinguished Teacher Award (1987 and 2002) and was selected as Outstanding Instructor by the second-year veterinary class (1993). He has served the ACVP as a member of the Committee on Role Delineation (1989), as Program Chair, "Molecular Pathology of Bacterial Infection", 1995 Annual Meeting, and as Chair of the Standing Education Committee (1994-1996).

### Certification Examinations

The 2004 certifying examinations will be held September 29-30, 2004, in Ames, Iowa.

All certifying examinations in the immediate future will be held at the Scheman Building, Iowa State Center, Iowa State University, Ames, IA.

2005: September 14-15

2006: September 20-21

2007: September 26-27

### James Moe Appointed to Tissue Informatics Board of Directors

**James Moe**, an ACVP Diplomate, was appointed to the Tissue Informatics Board of Directors. Tissue Informatics accelerates the drug discovery process by providing a broad range of automated pathology software, tissue analysis services, and drug target discovery solutions to the pharmaceutical, biotechnology and CRO industries. Prior to this appointment, Dr. Moe was the Vice President of Global Toxicology, Metabolism and Laboratory Animal Medicine for Pharmacia Corporation (Pfizer, Inc.). In his long-standing role at Pharmacia, he held senior corporate responsibility for all aspects of preclinical drug safety, metabolism and pharmacokinetics contributions to the discovery, development and post-marketing testing of pharmaceutical products for the entire Pharmacia portfolio. Prior to Pharmacia, he held a series of scientific and leadership roles in the Department of Defense research laboratories, culminating as Director of Pathology, Walter Reed Army Institute of Research, Washington, DC. Since 1989 he has been a member of the Preclinical Safety Steering Committee of the Pharmaceutical Research and Manufacturers Association. He is a Past President of the ACVP as well as having served as Member of Council and Chairperson of the Examination Committee.

### Alumni Awards

**Robert Glock**, an ACVP Diplomate and director of the Arizona Veterinary Diagnostic Laboratory was presented with one of the 2003 Strange Awards for Meritorious Service by the Iowa State University College of Veterinary Medicine.

**Nancy Jaax**, an ACVP Diplomate and special projects officer in the Office of Sponsored Research at Kansas State University was presented one of the Alumni Recognition Awards for distinguished leadership in the Army Veterinary Corps and contributions to homeland security.

### Editor-in-Chief of Toxicologic Pathology

Applications for Editor-in-Chief of *Toxicologic Pathology* are being sought for the period January 2005–December 2007. Applicants should submit their curriculum vitae, a statement indicating editorial experience, and their philosophy and vision for the journal to Clarissa Wilson at STP Headquarters, 1821 Michael Faraday Drive, Suite 300, Reston, VA 20190, by February 1, 2004

**ACVP Corporate Partners**

The American College of Veterinary Pathologists would like to warmly thank the following 2003 Corporate Partners for their support of ACVP Programs and the 54th Annual Meeting

**Benefactor Patron**

GlaxoSmithKline  
Pfizer, Inc.

**Sponsoring Patron**

Amgen, Inc.  
Biogen, Inc.  
Bristol-Myers Squibb Pharmaceuticals  
Disney's Animal Kingdom  
Schering-Plough Research Institute  
Wyeth Research

**Patron Level**

Abbott Laboratories  
Allergan  
Aventis Pharmaceuticals, Inc.  
Coca-Cola Company  
Covance Laboratories, Inc.  
Fort Dodge Animal Health  
Lilly Research Laboratories  
Millennium Pharmaceuticals  
Pathology Associates/Charles River Laboratories  
Sanofi-Synthelabo Research  
USDA-Agricultural Research Service  
USDA-ARS Poisonous Plant Research Laboratory

**In-Kind Sponsors**

Aperio Technologies, Inc.  
Apollo Telemedicine, Inc.  
Olympus America, Inc.  
Trestle Corporation

(as of 09/29/03)

**ACVP 2003 Annual Meeting Exhibitors**

The American College of Veterinary Pathologists would like to warmly thank the following exhibitors from the November 15-19, 2003 Annual Meeting in Banff, Alberta, Canada for their support of ACVP Programs and the 54th Annual Meeting

AFIP-RTPA  
American Society for Veterinary Clinical Pathology  
Ani Lytics, Inc.  
Aperio Technologies, Inc.  
Apollo Telemedicine, Inc.  
Applied Imaging Corporation  
Bacus Laboratories, Inc.  
Bayer HealthCare, Diagnostics Division

Beecher Instruments, Inc.  
Biotrin International  
Comparative Biosciences, Inc.  
DakoCytomation Canada  
Faxitron X Ray Corporation  
Iowa State Press  
LifeSpan BioSciences  
Lippincott Williams & Wilkins  
Noah's Arkive

Olympus America, Inc.  
Pfizer, Inc.  
Registry of Tumors in Lower Animals (RTLA)  
Scimagix, Inc.  
Thermo Electron Corp.  
TissueInformatics, Inc.  
Trestle Corporation  
Ventana Medical Systems

**Lifetime Benefactors**

Lifetime benefactors have contributed \$10,000 or more to the ACVP Research and Education Endowment Fund.

Dr. Brad N. Bolon (Amgen)\*  
Dr. Charles H. Bridges  
Dr. Alexander M. Cameron  
Central Laboratory for Veterinarians (Dr. Sally J. Lester)  
Dr. Dimitry M. Danilenko (Amgen)\*

Dr. David C. Dodd (Monsanto)\*  
Dr. Raymond M. Everett  
Dr. Margaret A. Miller  
Dr. D. Reid Patterson  
Dr. Anne M. Ryan (Pfizer Foundation)\*  
Dr. William L. Spangler

\* Corporate Donors who have matched employee contributions

**Student Chapter Travel Award Donor**

Dr. Michael J. Topper

## ACVP Patrons - Continued

**Endowment Donors** (as of 09/29/03)

Dr. Helen Acland	Dr. Thomas Dorr	Dr. Vanessa Hirsch	Dr. Tracey McNamara	Dr. Thomas Sanderson
Dr. Janice Andrews	Dr. Richard Dubielzig	Dr. David Honor	Dr. James Meehan	Dr. Stephen Schmidt
Dr. Lydia Andrews-Jones	Dr. Donald Dungworth	Dr. Ann Hubbs	Dr. Joanne Messick	Dr. John Seely
Dr. Lawrence Arp	Dr. Noel Dybdal	Dr. Nancy Jaax	Dr. Paul Meunier	Dr. Donald Sells
Dr. Keith Baer	Dr. Kathryn Eaton	Dr. Evan Janovitz	Dr. Donald Meuten	Dr. Douglas Sharpnack
Dr. Norman Barlow	Dr. Jeffrey Edwards	Dr. Anthony Johnson	Dr. Dorothy Middleton	Dr. Barbara Sheppard
Dr. Joseph Beasley	Dr. Merlin Ekstrom	Dr. Julie Johnson	Dr. Margaret Miller	Dr. Malcolm Silkstone
Dr. Sanford Bishop	Dr. Michael Elwell	Dr. Linda Johnson	Dr. Michael Mirsky	Dr. Stuart Slight
Dr. Brad Bolon	Dr. Ronna Fulton	Dr. Holly Jordan	Dr. Steven Mog	Dr. Philip Snoy
Dr. Gary Boorman	Dr. Kathleen Gabrielson	Dr. Kevin Keenan	Dr. William Moore	Dr. William Spangler
Dr. Cory Brayton	Dr. Donald Gardner	Dr. George Kennedy	Dr. Derek Mosier	Dr. Nancy Stedman
Dr. James Britt	Dr. Robert Garman	Dr. William Kerns	Dr. Linda Munson	Dr. Julia Stickle
Dr. Corrie Brown	Dr. Robert Geil	Dr. Beverly Kidney	Dr. James Murphy	Dr. Ralph Storts
Dr. Diane Brown	Dr. Jeanne George	Dr. James Klaassen	Dr. James Newberne	Dr. Paul Stromberg
Dr. Mark Bryant	Dr. Nanabanyin Ghartey-Tagoe	Dr. Gerald Kolaja	Dr. Paul Newberne	Dr. Ross Tarara
Dr. Kathleen Burek- Huntington	Dr. Pamela Ginn	Dr. Robert Kovatch	Dr. M. O'Sullivan	Dr. H. Thacker
Dr. Mary Jo Burkhard	Dr. Virginia Godfrey	Dr. Donna Kusewitt	Dr. Ricardo Ochoa	Dr. John Thilsted, Jr.
Dr. Charles Capen	Dr. James Griffith	Dr. Michael Lairmore	Dr. Karamjeet Pandher	Dr. Mary Anna Thrall
Dr. Michael Carakostas	Dr. Thelma Gross	Dr. Patrick Lappin	Dr. Madhav Paranjpe	Dr. Michael Tomlinson
Dr. Maurice Cary	Dr. Roland Gunther	Dr. Frederick Leighton	Dr. Richard Piper	Dr. Elizabeth Uhl
Dr. Shelley Ching	Dr. W. Hadlow	Dr. Thomas Lipscomb	Dr. John Pletcher	Dr. Tony Van Dremuel
Dr. Ronnie Cimprich	Dr. Jerry Hardisty	Dr. Sylvia Liu	Dr. John Quast	Dr. Jerrold Ward
Dr. Edward Clark	Dr. Jack Harkema	Dr. Linda Lowenstine	Dr. Stephen Raverty	Dr. Adolf Watrach
Dr. R. Clark	Dr. Wanda Haschek-Hock	Dr. Hansruedi Luginbuhl	Dr. Karen Regan	Dr. Diann Weddle
Dr. James Crissman	Dr. David Hayden	Dr. Daniel Martineau	Dr. Wayne Robinson	Dr. Melinda Wilkerson
Dr. Ann Crowley	Dr. Laurie Heeb	Dr. Anne Match	Dr. Serge Roussele	Dr. Gail Williams
Dr. John Cullen	Dr. Joseph Hill	Dr. Malcolm McCracken	Dr. Frederick Ruecker	Dr. James Woodard
Dr. Lauri Diehl	Dr. Susan Hill	Dr. Charles McLeod, Jr.	Dr. William Ruehl	Dr. Arno Wuenschmann

**General Scholarship Donors** (as of 09/29/03)

Dr. Lawrence Arp	Dr. Michelle Fleetwood	Dr. Larry Lomax	Dr. Thomas Sanderson
Dr. Joseph Beasley	Dr. Eugenia Floyd	Dr. Daniel Martineau	Dr. Donald Sells
Dr. Peter Berry	Dr. Ronna Fulton	Dr. Gary Mason	Dr. Douglas Sharpnack
Dr. Arthur Bickford	Dr. Kathleen Gabrielson	Dr. Tracey McNamara	Dr. Barbara Sheppard
Dr. Philip Bochsler	Dr. Elizabeth Galbreath	Dr. Donald Meuten	Dr. Stanley Snyder
Dr. Gary Boorman	Dr. Michael Goldschmidt	Dr. Steven Mog	Dr. Christine Stanton
Dr. Denise Bounous	Dr. David Gribble	Dr. William Moore	Dr. Julia Stickle
Dr. Kathleen Burek- Huntington	Dr. Thelma Gross	Dr. James Newberne	Dr. Ross Tarara
Dr. Edward Clark	Dr. R. Keith Harris	Dr. Jerome Nietfeld	Dr. Amy Thiessen
Dr. Linden Craig	Dr. Arthur Hattel	Dr. M. O'Sullivan	Dr. John Thilsted, Jr.
Dr. James Crissman	Dr. Susan Hill	Dr. Ricardo Ochoa	Dr. Elizabeth Uhl
Dr. Barbara Davis	Dr. Victoria Hoffmann	Dr. Roger Panciera	Dr. Matthew Wallig
Dr. Gregg Dean	Dr. Nancy Jaax	Dr. George Parker	Dr. Gail Walter
Dr. Lauri Diehl	Dr. Gayle Johnson	Dr. Marie Petrites-Murphy	Dr. Susan Westmoreland
Dr. Robert Donnell	Dr. John Keating	Dr. John Pletcher	Dr. Gail Williams
Dr. J. Duncan	Dr. Kevin Keenan	Dr. K. Poonacha	Dr. Lauren Wolfe
Dr. Kathryn Eaton	Dr. John King	Dr. Deryck Read	Dr. Arno Wuenschmann
Dr. Merlin Ekstrom	Dr. Adalbert Koestner	Dr. Rachel Reams	
Dr. Jeff Everitt	Dr. Donna Kusewitt	Dr. Jerold Rehg	
Dr. James Fikes	Dr. Michael Lairmore	Dr. Frederick Ruecker	
	Dr. Peter Little	Dr. George Ruth	

**Casey Scholarship Donors**

Dr. Gary Boorman
Dr. Richard Bruner
Dr. Kathleen Burek- Huntington
Dr. Lauri Diehl
Dr. Merlin Ekstrom
Dr. Kathleen Gabrielson
Dr. David Green
Dr. W. Hadlow
Dr. George Imes
Dr. Nancy Jaax
Dr. Kevin Keenan
Dr. Robert Kovatch
Dr. Michael Lairmore
Dr. Daniel Martineau
Dr. Charles McLeod, Jr.
Dr. Donald Meuten
Dr. Derek Mosier
Dr. M. O'Sullivan
Dr. Roger Panciera
Dr. John Peckham
Dr. John Pletcher
Dr. James Rottman
Dr. John Thilsted, Jr.
Dr. Victor Valli



## RTPA Toxicologic Histopathology Web Slide Conference 2004

For the fifth year, the Registry of Toxicologic Pathology for Animals (RTPA) is sponsoring this online conference series that allows over 600 toxicologic pathologists, residents, and graduate students worldwide an anonymous forum for the exchange of information concerning toxicologic pathology research and related issues. This conference is held entirely on the internet. During 2004, there will be nine conference sessions. Each session will focus on four thought provoking cases submitted by participating organizations. A Moderator responds to member questions and facilitates the discussion. The dates of the sessions are:

January.....	5-19	April.....	5-19	September.....	6-20
February.....	2-16	May.....	3-17	October.....	4-18
March.....	1-15	June.....	7-21	November.....	1-15

### Unique Features

- Members will be able to login, view images, read, contribute to discussion 7 days a week, 24 hours a day.
- For a flat fee and two case submissions, an organization can register all staff pathologists as members, for all nine sessions during 2004.
- Continuing Education credits (CE) can be earned from your desktop with no lost time due to travel.
- Members have access to archived cases from the previous online conference sessions.
- Cases are current, relevant and discussion worthy, with high-quality digital images submitted by participating organizations from all over the world.

**For more information, please visit:** <http://www.afip.org/Departments/edu/webed/rtpa.html>

**To register by phone, fax, or mail, please contact: Ms. Manpreet Singh**

Tel: 202-782-2642, Toll Free (US only): 800-573-3749, E-mail: [singhm@afip.osd.mil](mailto:singhm@afip.osd.mil) or

**Mr. Sean Hahn**, Tel: 202-782-2655, E-mail: [hahns@afip.osd.mil](mailto:hahns@afip.osd.mil)

## Obituary

**Dr. Richard J. Brown** died on Aug. 12, 2003 in Pensacola, FL at the age of 70. He was an ACVP Diplomate and a graduate of the College of Veterinary Medicine, Colorado State University. Prior to retirement in 1999, he was head pathologist at the Mississippi Veterinary Diagnostic Laboratory in Jackson. He also worked as a diagnostic research pathologist for contract laboratories in Arkansas, Louisiana, and Italy. An Air Force veteran, he served as a pilot and worked on the animal phase of the Project Mercury space program. Later, he conducted research with the Navy in Taiwan, Indonesia, and the Navy Aerospace Medical Research Laboratory in Pensacola. He is survived by his wife, Jo Ann, and four sons. Memorials may be made to the Christian Veterinary Mission (Ethno Vet), 19303 Fremont Ave. N., Seattle, WA 98133.

### Submission of Articles and Information for the ACVP Newsletter

Articles and information to be published in the ACVP Newsletter should be submitted to the Newsletter Editor, **Mike Topper**. The preferred method is electronically via email at [mtopper@genelogic.com](mailto:mtopper@genelogic.com). Alternately, they can be faxed to (240) 631-1317. The Newsletter is currently published quarterly in March, June, September, and December. In order to meet deadlines for printing and mailing of the Newsletter in hardcopy, submitted materials must be received by January 15 for the March issue, April 15 for the June issue, July 15 for the September issue, and October 15 for the December issue. In the future, if the Newsletter is primarily sent out electronically, then these deadlines will be adjusted accordingly.



**The American College of Veterinary Pathologists™**

7600 Terrace Avenue, Suite 203 • Middleton, WI 53562-3174 • Phone: (608) 833-8725  
Fax: (608) 831-5485 • E-Mail: [info@acvp.org](mailto:info@acvp.org) • Website: <http://www.acvp.org>

**Nomination of Candidates for Officers,  
Honorary Members and Distinguished Members**

The Nominations Committee invites “members in good standing” to submit nominations for candidates to run for the following offices in 2004. Members may submit as many names as they wish for each position; however, only one candidate will be elected for each office.

**Vice President/President Elect 2005**

This OFFICER will serve as PRESIDENT in 2006

\_\_\_\_\_  
\_\_\_\_\_

**Councilor (Four-Year Term)**

The term of office is 2005-2008

\_\_\_\_\_  
\_\_\_\_\_

The Nominations Committee also seeks member input for suggestions of names for nomination as Distinguished and Honorary Members of the College.

**Distinguished Member 2005**

*A Diplomat of the College who has rendered exceptionally distinguished service to the College or who has contributed in an exemplary manner to veterinary pathology, may be selected by majority vote of the Council to be a Distinguished member.*

\_\_\_\_\_  
\_\_\_\_\_

**Honorary Member 2005**

*A person who has contributed in any extraordinary manner to the advancement of veterinary pathology may be elected by majority vote of Council, confirmed by a majority vote of the membership of the College.*

\_\_\_\_\_  
\_\_\_\_\_

Name of Nominator \_\_\_\_\_

Please return nomination forms no later than **March 1, 2004** to:

Dr. Harold Davis, Chair  
**ACVP Nominations Committee**  
7600 Terrace Avenue, Suite 203  
Middleton, WI 53562-3174

Tel: (608) 833-8725 • Fax: (608) 831-5122 • Email: [info@acvp.org](mailto:info@acvp.org)

## Upcoming Events

### Society of Toxicology Annual Meeting

The 43rd Annual Meeting of the Society of Toxicology (SOT) will be held in Baltimore, Maryland, March 21-25, 2004. For more information, see the SOT meeting webpage at <http://www.toxicology.org/MemberServices/Meetings/am2004/am.html>.

### Short Course in Ocular Pathology

Ten places are being reserved in the Pathology section of the Magrane Basic Science Course in Veterinary and Comparative Ophthalmology sponsored by the American College of Veterinary Ophthalmologists for interested pathologists or pathology residents. The Pathology section, the Histologic Basis of Ocular Disease, will be given May 26-29, 2004 at the North Carolina State University College of Veterinary Medicine, Raleigh, North Carolina. The course offers broad exposure to ophthalmic pathology through didactics, group discussions, and gross and microscopic laboratory sessions. The faculty will be R Dubielzig, R Peiffer, B Wilcock, E Ehrhart, B Grahn, E Whitley, and D Hendrix, and the course fee will be \$500. Interested individuals should contact: Samantha Hartford, NCSU-CVM, 4700 Hillsborough Street, Raleigh, NC 27606-1499, or via email [samantha\\_hartford@ncsu](mailto:samantha_hartford@ncsu). More information can be found on the website: <http://www.cvm.ncsu.edu/info/ce/ophtho.html>.

### Society of Toxicologic Pathology Annual Conference and Exhibition

The 23rd Annual Society of Toxicologic Pathology (STP) Conference and Exhibition will be held at the Grand America Hotel, Salt Lake City, Utah, June 13-17, 2004. For more information, see the STP meeting webpage at <http://www.eshow2000.com/STP/>.

### International Society of Veterinary Dermatopathology Annual Meeting

The annual meeting of the International Society of Veterinary Dermatopathology is being held on August 25, 2004, in conjunction with the 5th World Congress of Veterinary Dermatology (August 25-28) in Vienna, Austria. Abstract deadline for the Brief Communication Session is December 15, 2003. Abstracts following the same guidelines as for the World Congress should be sent to [Monika.Welle@itpa.unibe.ch](mailto:Monika.Welle@itpa.unibe.ch). In addition during the World Congress ISVD will organize two slide seminars. One will be held for advanced clinicians, the other will be held for dermatopathologists. Information regarding membership and goals of the ISVD, and program details, can be obtained at the website <http://www.isvd.org>. Meeting registration information can be obtained from Emily Walder ([ejwalder@gte.net](mailto:ejwalder@gte.net)) or the website of the World Congress <http://www.vetdermvienna.com/>.



### The American College of Veterinary Pathologists™

7600 Terrace Avenue, Suite 203  
Middleton, WI 53562-3174 USA

Phone: (608) 833-8725  
Fax: (608) 831-5122  
E-Mail: [info@acvp.org](mailto:info@acvp.org)  
ACVP Website: <http://www.acvp.org>